




















What to do **BEFORE** **DURING** and **AFTER** a wildland fire:

What to do **BEFORE** a wildland Fire:

-  Adhere to all weed abatement ordinances and local fire and building codes.
-  Use approved fire resistant materials when building, renovating or retrofitting structures. (This is extremely important for roofing materials).
-  Install electrical lines underground if possible.
-  Be sure your house numbers are clearly visible from the street, both day and night.
-  Create 100 feet of defensible space – separate your home from flammable vegetation and materials (minimum 30' – PRC 4291).
-  Keep all trees and shrub limbs trimmed so they do not come into contact with electrical wires or overhang your chimney. (Do not trim around live powerlines yourself, call a professional).
-  Prune all lower branches 8 feet from the ground.
-  Keep trees adjacent to buildings free of dead or dying branches.
-  Keep roof surfaces clear of pine needles, leaves and debris at all times.
-  Install spark arresters for each chimney (PRC 4291).
-  Clean chimneys and check and maintain spark arresters twice a year.
-  Keep rain gutters clear of debris at all times.
-  Store combustible or flammable materials in approved containers.
-  Stack firewood away from your home and other buildings. (Keep clearance around your piles).
-  Store all important papers in a fireproof container or keep copies at another location.
-  Make evacuation plans with family members. Include several options with an outside meeting place and contact person. Practice regularly.
-  Keep battery operated radios and flashlights with additional fresh batteries on hand.

What to do **DURING** a wildland fire:

- ✎ Turn on a battery operated radio to get latest emergency information.
- ✎ If you have a ladder, prop it against the house so you and firefighters have Access to the roof .
- ✎ If hoses and adequate water are available set them up. Fill buckets with water
- ✎ Remove combustible materials from the area surrounding your house. (Lawn chairs, tables, etc.)
- ✎ Turn a light on in each room for visibility in case of smoke.
- ✎ Close all doors and windows, but do not lock them.
- ✎ Open or take down flammable drape and curtains.
- ✎ Close all Venetian blinds and non-flammable window coverings.
- ✎ Move upholstered furniture away from windows and sliding glass doors.
- ✎ Be ready to evacuate all family members and pets when requested to do so.
- ✎ Turn off air conditioning/air circulation systems.
- ✎ Detach electrical garage doors. Back in your car and leave the keys in the ignition.
- ✎ Secure your pets if possible.

What to do **AFTER** a wildland fire:

- ✎ Check with fire officials before attempting to return to your home.
- ✎ Use caution when re-entering a burned area...flare-ups can occur.
- ✎ Check grounds for "hot spots" – smoldering stumps and vegetation. Use your buckets of water.
- ✎ Check the roof and exterior areas for sparks and embers.
- ✎ Check the attic and throughout the house for hidden burning sparks and embers.
- ✎ Continue to check for problem areas for several days
- ✎ Contact 9-1-1 if any danger is perceived.
- ✎ If burning outside your home was extensive watch for soil erosion.
- ✎ Consult local experts on the best way to restore and re-plant your land with fire safe landscaping.

